



Rules
that will protect you
Living safely as a foreign national in
the Vysočina Region



VSOČINA BY NUMBERS

- Area: 6,796 square kilometres, the fifth largest among the 14 Czech regions, 9% of the total area of the Czech Republic
- Population: 509,813 (as of 1 January 2020)
- Number of municipalities: 704, the second largest number among the regions
- Population density: 76 inhabitants per square kilometre, the third lowest among the regions

DID YOU KNOW THAT...

- ... Vysočina has 3,000 km of marked hiking trails, 2,500 km of cycling routes, 600 km of cross-country skiing and 850 km of horse-back riding trails?
- ...there are two protected landscape areas, 202 small-scale protected areas, two areas protected under a treaty, 85 sites of European importance in the Natura 2000 network to protect the landscape character, as well as 9 nature parks?
- ...more than one-third of Czech potato production and 16% of beef cattle in the Czech Republic comes from Vysočina?
- ...about one-third of the area is covered by forests?
- ...both the Bohemian and Moravian metropolises, Prague and Brno, are supplied with drinking water from Vysočina?
- ... life expectancy for men is the third highest and for women the highest of all the regions in the Czech Republic?
- ...there are three UNESCO sites in Vysočina, which is the most of all the Czech regions?
- ...the crime rate in Vysočina is the second lowest in the Czech Republic?
- ...according to statistics, people in Vysočina are among the healthiest in the Czech Republic?

EMERGENCY TELEPHONE NUMBERS	4
THE RIGHTS AND OBLIGATIONS OF FOREIGN NATIONALS	5
EMPLOYMENT	7
HOUSING	11
THE SCHOOL SYSTEM	13
FREE TIME	16
SAFETY	18
HEALTH CARE	22
TRANSPORT	24
THE RULES OF RESIDENCY IN THE CZECH REPUBLIC	25
OVERVIEW OF IMPORTANT CONTACTS IN THE JIHLAVA DISTRICT	26
OVERVIEW OF IMPORTANT CONTACTS IN THE TŘEBÍČ DISTRICT	28
OVERVIEW OF IMPORTANT CONTACTS IN THE PELHŘIMOV DISTRICT	30
OVERVIEW OF IMPORTANT CONTACTS IN THE ŽDÁR NAD SÁZAVOU DISTRICT	32
OVERVIEW OF IMPORTANT CONTACTS IN THE HAVLÍČKŮV BROD DISTRICT	34

1. Introduction



This brochure is intended for foreign nationals coming from all countries. Foreign nationals from EU member countries and foreign nationals from outside the EU have different rights and obligations. Everything depends on the type of residency you have in the Czech Republic. It is advisable that you familiarize yourself with the precise type of your stay and any rights and obligations resulting from it. Information in the brochure is divided into sections for EU nationals, non-EU nationals, and information common to both. The brochure includes generalized procedures and information. When addressing a specific issue, it is always better to refer to the respective institution. A list of these institutions is included at the end of the brochure. Do you need any help? Please contact The Center for the Support of the Integration of Foreigners – Vysočina Region for free consultations on social and legal issues.

Current information on residency issues (extensions, making changes to the purpose of residency, etc.) can be found on the website of the Ministry of the Interior:




www.mvcr.cz/docDetail.aspx?docid=21667282&doctype=ART

If you don't know how to download QR code application to your smartphone. Visit last page of brochure.



2. Emergency telephone numbers



	Emergency medical services 155
	the Fire brigade 150
	the Police 158
	Integrated EU emergency number 112



If you need any help, use the emergency telephone lines. Calling these numbers is free of charge. Any abuse of the emergency lines may be penalised. The lines are available non-stop.

What kind of basic information should you provide?



When making a phone call, provide the following basic information:

WHO is calling

WHERE you are

WHAT happened

3. The rights and obligations of foreign nationals



Basic obligations



EU citizens	Non-EU nationals
<p>Within 15 working days, report any changes to your name and surname, personal status (divorce, marriage), and any changes of data provided in your travel document or identity card.</p>	<p>Within 3 working days, you are required to report any changes to your name, surname, personal status (marriage, divorce, widowhood), any changes of data in your passport, and changes of data provided in your residence card.</p>
<p>Report your place of stay in the Czech Republic within 30 working days after arrival if you are planning to stay for 30 or more days. The above duty does not apply if your address is reported by the provider of your accommodation.</p>	<p>Report your place of stay in the Czech Republic within 3 working days after arrival. The above duty does not apply if your address is reported by the provider of your accommodation.</p>

Requirement for EU citizens and non-EU foreign nationals:

- Within 30 working days, report any changes of residence if the change is longer than 180 days.
- Within 3 working days, report the loss, destruction, damage, or theft of your residence permit card.
- Immediately report the loss or theft of your travel document (passport) to the police.
- Carry a document proving the legality of your stay in the Czech Republic.
- Know the laws of the Czech Republic and follow them.
- Know the regulations of the municipality in which you staying (such as no alcohol in public places). Most documents that you submit to the authorities must be translated into Czech. The translation must be provided by a translator who has been awarded the status of a court-appointed translator and interpreter in the Czech Republic (he/she has a round stamp).

The register of court-appointed translators and interpreters is available online:



[datalot.justice.cz/justice/repznatl.nsf/\\$\\$SearchForm?OpenForm&seq=1](https://datalot.justice.cz/justice/repznatl.nsf/$$SearchForm?OpenForm&seq=1)

If you don't know how to download QR code application to your smartphone. Visit last page of brochure.

Foreign nationals' rights



- Fundamental human rights and freedoms - the right to personal freedom, the preservation of human dignity, the right to protection against forced labour and forced services.
- The right to protection against discrimination and unequal working conditions.
- The right to protection of personality.
- Rights and obligations are enshrined in the law. If you are unsure about your rights and obligations, contact the relevant institutions.

Illegal residence of citizens from outside the EU



To enter the Czech Republic, you need a short-term or a long-term visa, long-term or permanent residence (or a D VR label to collect your residence permit). Nationals from selected countries can also travel to the Czech Republic under a visa waiver regime. Illegal migration means entering the Czech Republic without any of the above reasons. The list of reasons does not intentionally include international protection (asylum, subsidiary protection), because it has its own specific rules.

Illegal migration also means failure to comply with the purpose of your stay – if a foreign national arrives for work, he or she must not stop working and open a business upon arrival. Failure to comply with the purpose of residence is a frequent problem due to which a foreign national's residence permit in the Czech Republic is revoked.

Under certain conditions, it is possible to apply for a change to the purpose of stay directly in the Czech Republic. Are you not sure how to proceed? Contact an organisation providing free counselling or the Department of Asylum and Migration Policy at the Ministry of the Interior. Contacts are provided at the end of the brochure.

Any foreign national who does not have valid documents, has false documents, or does not hold the above-mentioned residence permit also resides in the Czech Republic illegally. The Police proceed as follows:

- Detention for a maximum of 48 hours.
- Verification of identity, fingerprints.
- The Police will decide on administrative removal (a requirement to leave the territory of the Czech Republic) or on the transfer of a foreign national to a detention facility for foreigners (a closed secure facility).



Do you need any help?

Refer to the following organizations (find the contacts at the end of the brochure):

The Department for Asylum and Migration Policy, Foreigners' Residence Unit, the Vysočina Region
 The Police of the Czech Republic, the Foreign Police Department
 The Center for the Support of the Integration of Foreigners – Vysočina Region

4. Employment



The employment of foreign nationals in the Czech Republic is regulated by the Act on the Residence of Foreign Nationals, the Employment Act, and the Labour Code.

Employees' rights and obligations are regulated by the Labour Code. If you do not understand your employment contract or any of its provisions, have it translated or contact the Center for the Support of the Integration of Foreigners.

All matters relating to employment must be made in writing. Oral contracts are unprovable and are not permitted by the laws of the Czech Republic. One copy of each document must be provided to the employee and the other will be kept by the employer.

Basic terms related to employment



Working hours	a maximum of 40 hours a week
Overtime work	a maximum of 8 hours per week and 150 hours per calendar year (the maximum may be exceeded subject to mutual agreement)
Annual leave	a minimum of 4 weeks a year (the employer may give you more, but never less)
Probationary period	0-3 months, a maximum of 6 months for managers
Notice period	2 months under the law, but it can be adjusted by agreement
Minimum salary	CZK 14,600 per month in 2020 (before taxes and charges)

Statutory surcharges



For working at night (10 PM to 6 AM)	10% of the average hourly earnings
For working overtime	25% of the average hourly earnings
For working on holidays	100% of the average hourly earnings
For working on Saturdays and Sundays	10% of the average hourly earnings

The minimum salary can be changed subject to government decree. The current amount of minimum salary is provided here:

<https://www.mpsv.cz/web/en>

If you don't know how to download QR code application to your smartphone. Visit last page of brochure.



Employment contracts and their requirements



An employment contract can be made for a definite period or for an indefinite period. A fixed-term employment relationship ends after the expiration of the period for which it was agreed. It can be extended a maximum of 2 times; after that, the employment is changed to an indefinite period (1 employment agreement = 1st employment contract + 2 extensions).

The probation period is the period immediately after commencing employment. During the probation period, you and your employer can decide to terminate the employment at any time without giving any reason.

The notice period is the period that you have to work for the employer if you decide to terminate your employment. It is calculated from the 1st day of the month following the handover of a written notice of employment termination to the employer.

If you are sick, you have the right to claim temporary incapacity for work. You must provide the employer with a doctor's certificate. If you need to see a doctor during your working hours, your employer must allow you to do so. Following that, you have to provide your employer with a doctor's certificate. However, generally, you should plan your doctor's appointments outside your working hours.

Request payslips from your employer. They must be provided to you every month. If you are being sent on business trips, request a document including business trip accounts. By law, you are entitled to a meal allowance and the reimbursement of travel and accommodation expenses.

The meal allowance is calculated according to the time that you spend on the business trip. Its amount can change every year; the current amount can be found here:



www.mfcr.cz/en/

If you don't know how to download QR code application to your smartphone. Visit last page of brochure.

The manners of employment termination



	During the probation period	Termination by the employer	Termination by the employee	Termination agreement
When	The first three months immediately after commencing work (if stated in the employment contract)	Any time, but only for reasons stated in the law	Anytime	Anytime
With providing a reason	No	Yes	No	No

	During the probation period	Termination by the employer	Termination by the employee	Termination agreement
Notice period	N/A	According to the employment contract, usually 2 months, beginning from the 1st day of the following month	According to the employment contract, usually 2 months, beginning from the 1st day of the following month	No, the employer and the employee agree on a date when the employment ends
Entitlement to severance pay	No	Yes, under certain conditions	No	No

Pregnant women or persons on maternity or parental leave have special protection at the termination of employment.

The employment relationship may also terminate after the lapse of a fixed-term contract (contract from and to a specific day). Before the end of the term of a fixed-term contract, agree with the employer on its extension.

Do not sign any documents that you do not understand! In some cases, foreign nationals from non-EU countries who terminate their employment (including during the probation period) or sign an agreement to terminate their employment may also lose their residence permit in the Czech Republic!

Upon terminating your employment, request a certificate of employment (zápočtový list) and a pension insurance record sheet.

Foreign nationals from outside the EU - the employee card

This is a work and residence permit in the Czech Republic with a maximum validity for 2 years which can be extended. The employee card allows you to work for a specific employer in a specific job position. You have the right to report a change of employer or get a job with another employer under an agreement to perform work.

If you do not announce the change or another job, you are working illegally! The new job must be registered with the Employment Office.



www.uradprace.cz/web/en

If you don't know how to download QR code application to your smartphone. Visit last page of brochure.

Employer must confirm that he/she agrees to employing foreign nationals.

Foreign nationals from the EU

In the Czech Republic, you and your family members have free access to the labour market. You have the same rights and obligations as Czech citizens. The employer reports your commencement of employment to the Employment Office. You can look for through the following websites:

www.uradprace.cz, www.jobs.cz, www.prace.cz.

Obligations at work



- **You** are required to follow the employer's internal regulations.
- **You** are required to prevent accidents at work. If an accident occurs, you must notify the employer immediately.
- **If** protective equipment is required for your job, you are required to wear it.

The performance of illegal work



- If as a foreign national from a country outside the EU, you work without an issued employment card/without a work permit.
- If as a foreign national from a country outside the EU, you work in violation of your issued employment card/work permit and you have not reported any changes (working for another employer or working in another job position).
- If as a foreign national from a country outside the EU, you work without a valid residence permit.
- If you have all permits, but you are not in an employment relationship, such as for example, you work "on trial".
- False self-employment – if instead of an employment contract you have a contract for work, agency or mediation contract, etc., but you actually work as an employee (your supervisor is the employer, the work is assigned and checked by the employer, the work takes place at the employer's workplace).

When performing illegal work, the employer probably does not pay health and social insurance for you. In case of any health issues, you would have to pay for your health care separately. Unpaid social insurance means that during the period of illegal work, you are not entitled to include any time that you have worked in the pension insurance. Which actually means a lower pension.

You may be fined up to CZK 100,000 for performing illegal work and your employment may not be extended. The employer faces a fine of up to CZK 10,000,000.

Do you need any help? Refer to the following organizations (find the contacts at the end of the brochure):

The Department for Asylum and Migration Policy, Foreigners' Residence Unit, the Vysočina Region The Regional Labour Inspectorate for the South Bohemian and Vysočina Regions based in České Budějovice The Center for the Support of the Integration of Foreigners – Vysočina Region

5. Housing



In the Czech Republic, you have various options for obtaining housing. This chapter will explain the basic concepts of housing.

All documents regarding accommodation must be made in writing! You will need your accommodation contract to extend your residence permit, to state just one example.

General rules



- Always label your mailbox and doorbell with your first and last name and check it regularly.
- If you are moving, you must report your new address to the Department for Asylum and Migration Policy/the Foreign Alien Police, or other entities (such as your bank, telephone operator, magazine subscriptions).
- Familiarize yourself with the house rules and follow them (such as cleaning common areas).
- Observe peace at night from 10 PM to 6 AM.

The most common terms



Own housing

If you buy an apartment or a house, it is necessary to make all contracts in writing and then transfer the real estate to the new owner in the real estate cadastre. You can use your savings to buy your own housing, or you can partially finance the cost through a mortgage from a bank. A mortgage is a long-term liability – you pledge the real estate until the mortgage has been fully repaid to the bank.

Rental housing

The real estate owner will lease the real estate to you for your use under a written contract. It can be for a definite or indefinite period of time. The rent is the amount that you pay for renting an apartment. Other services such as utility payments or waste collection may or may not be included in the contract. If they are not included in the contract, you must agree with the owner how you will pay for utilities.

Subleased housing

The owner of the real estate leased it to a person who sub-leased it to you under a written contract. Just like rental housing, a contract can be for a definite or indefinite period of time. The system of rent and utility payment is the same as in the case of rental housing.

Accommodation contract – hostel

This is rather a short-term solution. The hostel owner will let you a room and you have access to the common areas of the hostel. You are required to comply with the contract provisions and the rules of accommodation.

Security deposit

You can be asked for a refundable deposit before signing an apartment lease. This is a payment amounting to one to three monthly rents. If you are not able to pay the rent in the future or have caused damage to the apartment, the landlord will use the deposit to offset these costs. After the end of the lease, the owner must return the deposit to you (unless the owner had used a portion of the money to pay for any damage caused, unpaid rent, etc.). The deposit is not a mandatory part of a lease; it does not have to be agreed to at all. If you pay the deposit, request proof of payment.

Where to look for accommodation

First of all, try to reach out to your friends and co-workers; you can also search in Facebook groups. Enter bydlení Praha (housing in Prague) or pronájem bytu Jihlava (apartments for rent in Jihlava) into the search engine. If you do not find housing in this way, you can use the services of real estate agencies or Internet directories (www.sreality.cz, www.bezrealitky.cz, www.bazos.cz etc.). If you use the services of a real estate agency, you will pay a commission for rental brokerage.

Types of flats

In housing advertisements, you will see combinations of numbers and letters used to describe the apartments. The first number means the number of rooms. The kitchen can be a separate room (labelled as +1) or included in another room (labelled as kk).

1kk 1 room including a kitchenette

1+1 1 room + a separate kitchen

2kk 2 rooms of which 1 includes a kitchenette

2+1 2 rooms + a separate kitchen



Do you need any help?

Refer to the following organizations (find the contacts at the end of the brochure): The Department for Asylum and Migration Policy, Foreigners' Residence Unit, the Vysočina Region, The Police of the Czech Republic, the Foreign Police Department, The Center for the Support of the Integration of Foreigners – Vysočina Region

6. The school system



The Czech Republic has an extensive system of education both for children and adults. It includes state, private and parochial (church) schools.

6 months – 3 years	nursery school	optional, for payment
2 – 5 years	preschool	optional, the cost is several hundred crowns a month
5 – 6 years	preschool	required, free of charge
6 – 15 years	primary school, multi-year secondary grammar school	required, free of charge
15 – 19 years	secondary school, secondary grammar school, secondary vocational school	optional, mostly free of charge
19 and more years	tertiary technical school, higher educational institutions (university)	optional, mostly free of charge

In connection with free compulsory school attendance, it is necessary to take into account other expenses – kindergartens and primary schools charge for meals. Children at primary schools are not required to go to lunch. Leisure activities – hobby groups for children are also very often subject to charges. It is also necessary to count on extraordinary expenses – the purchase of school supplies, payment for trips, a theatre performance, a skiing course, or a swimming course.

Education and a lack of Czech language skills



A child who does not know the Czech language can receive the following support:

- Preparatory class
- Placement in a class up to 2 grades lower than the age of the child
- Tutoring at school
- Czech language clubs at school
- Child tutoring provided by volunteers (volunteer centres, non-profit organisations)
- Czech language courses at the Center for the Support of the Integration of Foreigners
- Czech language courses in non-profit organisations

If the school has no experience with teaching foreigners, the staff of the National Pedagogical Institute of the Czech Republic will advise them -



cizinci.npior.cz/en/homepage-2/

If you don't know how to download QR code application to your smartphone. Visit last page of brochure.

The preparatory class is a primary school class, but it is not compulsory school attendance. It helps children to adapt to the school environment, and it teaches basic skills and the system of working at school. It can be attended by children before entering the first grade. In the preparatory class, newly arrived children can learn the basics of the Czech language and become better prepared for starting the first grade. Not all primary schools have a preparatory class.

If a child has problems at school (reading, writing, counting, educational issues), it is possible to contact the pedagogical-psychological counselling centre upon agreement with the school. The counselling centre will recommend the parents and the school various ways how to work with the child. A visit to the counselling centre is necessary before placing a child in a preparatory class.

If your child has any problems at school, if you do not understand the system or in case of any other problems, do not hesitate to contact the teacher. Teachers are used to meeting parents and will appreciate your interest. Schools regularly hold parent-teacher conferences – attend them and be interested in the well-being and behaviour of your children. The teacher will tell you when they are held. If you need interpretation at the meetings, contact the Center for the Support of the Integration of Foreigners. Interpreting can also be provided by the school through the National Pedagogical Institute of the Czech Republic. Interpreting is provided free of charge.

You must excuse your child's absence from school in accordance with the rules of his/her school. Make sure your child goes to school. Neglecting compulsory school attendance is an infringement by the parent(s) and in some cases it can even be classified as a crime.

A municipal police officer has the right to stop and verify the identity of any child outside school during school hours. He/she will then write a record and send it to the Authority for Social and Legal Protection of Children (OSPOD). It is necessary to prevent this from happening again in cooperation with the school. If the child does not go to school, you may be invited to a meeting at the school and subsequently to OSPOD. The school and OSPOD will address the causes of the issue with you and help you solve it.

In their free time, children can participate in non-formal learning. Free-time activities are organized by schools, children and youth centres, leisure centres and various interest groups. During holidays, it is possible for children to participate at residential (overnight stays) or suburban (they only work during the day, children sleep at home) camps. Free time activities and camps are usually subject to a charge.

The Authority for Social and Legal Protection of Children (OSPOD)



You can contact OSPOD staff yourself and request a consultation on matters such as the arrangement of a child's relations during the separation or divorce of parents, the determination of maintenance allowance or the non-payment of maintenance, educational problems with the child and others. In case of needing the adjustment of the child's relations during the separation or divorce of parents, OSPOD may be appointed guardian of the child. It represents the child and acts in his/her interest in court proceedings; it proposes the arrangement of parental care, the amount of maintenance allowance and the rights of access in the closing arguments. Furthermore, OSPOD may be appointed as the child's guardian in property matters, such as when one parent wants to sell the child's property and the other does not.

The authority for social and legal protection of children is usually a part of the municipal authorities. Contacts are provided here: Its activities stem from the Act on the Social and Legal Protection of Children.

www.ospod.cz

If you don't know how to download QR code application to your smartphone. Visit last page of brochure.



If the school, neighbours or other persons report a suspected neglect of compulsory school education, child abuse, or neglect of a child, OSPOD staff will contact you themselves. Together you will look for possible solutions. Do not avoid meeting them. Work with them and help them find steps to calm down and resolve the situation. The goal of the OSPOD staff is to help families.

OSPOD may impose educational measures on parents or children – reprimands, supervision over the upbringing of a child, and instruct parents and children to seek a professional counselling facility. Furthermore, OSPOD may file a petition with the court for temporarily placing a child outside its family.



Equivalence of higher education qualifications



If you have higher education qualifications from your country of origin, you can have it recognized in the Czech Republic. In order to do this, you need a certified copy of the proof of graduation and a list of subjects attended during your studies, including their grades. Both documents must be translated into Czech by a court-appointed translator who is officially recognized by the Czech Republic as a translator/interpreter (he/she has a round stamp). Your application will be assessed by a higher education institution of a similar specialisation – and your education qualifications will be recognised in full, partially or not at all. The application for recognition is subject to a charge.

Primary, secondary, and tertiary vocational education is recognized by the Department of Education at the Regional Authority of the Vysočina Region under similar conditions as higher education qualifications. This recognition of education is also subject to charges.

Do you need any help?

Please refer to the following organizations (find the contacts at the end of the brochure):

The Regional Authority of the Vysočina Region

The Center for the Support of the Integration of Foreigners – Vysočina Region

F POINT, z. s.

7. Free time



The Vysočina Region offers many opportunities for leisure activities. These activities are either subject to a charge or are free of charge.

Information on sites and trip suggestions can be found on the website of the organisation established by the Vysočina Region www.vysocina.eu or QR code:

Enter the place where you wish to go on a trip and then just look for those activities that you would like to do.

www.kudyznudy.cz/kam-pojedete/vysocina

If you don't know how to download QR code application to your smartphone. Visit last page of brochure.



The Czech Republic and the Vysočina Region have built an extensive network of cycling paths. If you have a bike, you can find cycling paths at the following link. You can search according to the difficulty of the terrain and the places where you want to ride:

cestujnakole.cz/cs

If you don't know how to download QR code application to your smartphone. Visit last page of brochure.



Vysočina is the ideal place for hiking. The long-term goals of the Czech Tourist Club is to maintain the marking of trails. After beginning at the starting point, you can plan your route here:



trasy.kct.cz

If you don't know how to download QR code application to your smartphone. Visit last page of brochure.



Routes are marked with three stripes or arrows – there is a yellow, green, blue, or red stripe between two white ones.

Free time can also be spent in sports grounds, or at cinemas, theatres, and other institutions. You can find a list of sports venues on the websites of individual towns or at www.mapy.cz after entering the sportoviště (sports grounds) key word. Links to sports grounds are provided at the end of the brochure.

The programme of theatres, cinemas and other cultural events are available on the towns' websites and also at:

www.informuji.cz

If you don't know how to download QR code application to your smartphone. Visit last page of brochure.



The Vysočina Region also boasts UNESCO World Cultural and Natural Heritage Sites (In Telč, Třebíč, Žďár nad Sázavou). For more information on UNESCO in the Czech Republic, visit

www.unesco-czech.cz

If you don't know how to download QR code application to your smartphone. Visit last page of brochure.



8. Safety



In the Czech Republic, different security measures and regulations may apply than you are used to from your country of origin. You must observe the laws and regulations that are valid in the Czech Republic. Below you will find a basic overview of safety measures.

Driving car



The general principles of driving

- Be aware of fatigue behind the wheel and take regular breaks on longer journeys!
- Traffic violations and crimes are recorded with points. If you receive 12 penalty points over one year, you will lose your driving license. You can get your driving license back upon request after one year at the earliest.



An overview of driving misdemeanours and criminal offenses is available here:

www.tymbezpecnosti.cz/stranky/138

If you don't know how to download QR code application to your smartphone. Visit last page of brochure.



Any person who has reached the age of 18 and has the relevant driving license can drive a car in the Czech Republic. Transport departments will advise you on how to have a driving license from your country of origin recognised. If you do not have a driving license from your country of origin, contact a driving school. Training is subject to a charge and you can find a list of driving schools here:

www.vsechny-autoskoly.cz/autoskoly

If you don't know how to download QR code application to your smartphone. Visit last page of brochure.



- In the Czech Republic, there is zero tolerance for alcohol when driving! The Police may ask you to test whether you have consumed alcohol before driving. If you refuse the test, it is a misdemeanour (and can be penalized with a fine, a loss of 7 points and a driving ban).
- It is not possible to drive vehicles after taking drugs. The police may ask you to submit to a test.
- When driving, you must carry your driving license, proof of vehicle insurance and the certificate of roadworthiness (malý technický průkaz).

Pedestrians



- Use the sidewalk when walking. If there is no sidewalk on either side of the road, walk on the left.
- At pedestrian crossings, always wait for vehicles in both directions to let you go. Be careful and always look in both directions.
- You must wear reflective elements when walking in low visibility conditions. This obligation applies when moving outside the reach of public lighting.

Misdemeanours and criminal offenses



A violation of Czech laws or local regulations may be classified as a misdemeanour or a criminal offense. It is not possible to clearly divide which conduct is a misdemeanour and which is considered a criminal offense because the legislation assesses a person's complex situation and criminal past.

For foreign nationals from countries outside the European Union, the commission of a criminal offense may have a significant effect on his or her further stay in the Czech Republic. If you are convicted of an intentional crime, your employee card will be revoked. Similar rules apply to other residence certificates!

Competences of the Police of the Czech Republic and municipal police



The task of the Police of the Czech Republic is to supervise public order, protect the safety of persons and property, and prevent crime. In order to operate effectively, police officers have a number of powers. The basic ones include:

- To ask a person to prove their identity.
- To detain a person who is dangerous to himself/herself or to others, verbally or otherwise offends another person, pollutes or damages property, or has been caught committing an infringement.
- To stop vehicles and inspect them.
- To check drivers for alcohol or drugs.
- In case of domestic violence, a police officer can expel the aggressor, a violent person, from the home for 10 days.
- To control traffic and restrict traffic.

The municipal police operate only in their respective municipalities. Its main responsibilities include contributing to the protection of the safety of persons and property, supervising compliance with the rules of civil cohabitation (such as observing quiet hours) and compliance with the ordinances and regulations of the municipality (such as banning alcohol in places designated by a regulation).

Human trafficking and labour exploitation



The purpose of human trafficking is labour and/or sexual exploitation or forced marriages. Most often, people are trafficked in the sex industry, agriculture, construction or housework (childcare, care for the elderly, house cleaning). Human trafficking concerns men, women, and children. In the Czech Republic, human trafficking is not legal or acceptable! The most common features of human trafficking for the purpose of labour exploitation are as follows:

- You are doing a different job than the one you were promised before coming to the Czech Republic.
- Your employer has taken away your passport and/or other personal documents.
- You are being threatened, pressured about your job, or suffering physical or mental violence.
- You have long working hours. You are not entitled to annual leave.
- You may not leave your place of work or accommodation. Despite the hours worked, you receive very little or no remuneration for your work. Your low wage is justified by job placement fees, a fine for a low work rate or other circumstances that are not based on the truth.

If you need help, please contact La Strada, o. p. s. pomoc@strada.cz, phone 222 71 71 71 or 800 07 77 77 or the Center for the Support of the Integration of Foreigners – Vysočina Region. You can report a suspected crime at any of the police stations in the Czech Republic.

The most common misdemeanours



Disruption of quiet hours

Quiet hours are observed in the Czech Republic between 10 PM and 6 AM. During those hours, you should behave and your surroundings should be maintained so as not to disturb other people. Interference can take various forms, such as loud music, house parties, loud speaking in public places. If the quiet hours are disturbed, you and other people are entitled to report this fact to the Police of the Czech Republic or the municipal police. The police can impose a fine of up to CZK 5,000 directly on the spot or up to CZK 10,000 in administrative proceedings. If the situation is repeated, the fine may be even higher. The municipality may allow exceptions from quiet hours (shortening of the quiet hours) – for example during a festival, at the end of the calendar year, or at pre-announced events.

Smoking in prohibited places

In the Czech Republic, smoking is not allowed at public transport stops, in restaurants, in means of public transport, and in public buildings, cinemas and theatres. The general rule is not to bother your surroundings by smoking. If you smoke in places where it is forbidden, you can be fined up to CZK 5,000.

Domestic violence

Domestic violence can be psychological (such intimidation, blackmail, humiliation), physical (such as beating, strangulation, hair pulling), economic (such taking money, forcing to transfer real estate), social (such as preventing contact with other people, no phone calls, no leaving the house unaccompanied), or sexual (such as forced sexual intercourse, sexual coercion). **It happens between two or more close people, and the violence is repeated and hidden from the public (it happens at home). As a rule, violence escalates over time.**

Domestic violence is not accepted in the Czech Republic, men and women are equal. Do you need help, advice, or a security plan? Contact the **Intervention Center** or the **White Circle of Safety**; free interpretation can be provided by the Center for the Support of the Integration of Foreigners for the Vysočina Region. In case of an immediate danger, call 158 – the Police of the Czech Republic. The aggressor may be expelled from the common dwelling for 10 days. The court then has the option of extending the police expulsion for another 30 days.

Intervention Center:

www.intervencni-centrum.cz

If you don't know how to download QR code application to your smartphone. Visit last page of brochure.



White Circle of Safety:



www.bkb.cz/en/

If you don't know how to download QR code application to your smartphone. Visit last page of brochure.

A real story - driving under the influence of alcohol

Mrs. O. from Mongolia worked in a different town than where she lived. She drove a car to work along the highway. In the evening, she and her friends had a party where they drank alcohol. During the party, Ms. O. received a call from her employer that he lacked staff and that she was supposed to come in to work a night shift. Mrs. O. was afraid that if she did not come, she would have problems at work. So she decided to leave the party and drive back to work. She was stopped on the highway by a police patrol for speeding and was asked to take an orientation breathalyser test for the presence of alcohol. She exhaled 2 per mille, which was classified as a crime. Her driving license was revoked, she was banned from driving for 2 years and had to pay a large fine. She lived in the Czech Republic based on her employee card – because she committed and was convicted of a crime, her employee card was revoked and she had to return to Mongolia.



Do you need any help? Please refer to the following organizations (find the contacts at the end of the brochure):

The Police of the Czech Republic

The Center for the Support of the Integration of Foreigners – Vysočina Region

La Strada Česká republika, o. p. s.

9. Health care



Upon arrival in the Czech Republic, get a general practitioner, dentist, gynaecologist and, if necessary, also any specialised doctor (orthopaedist, cardiologist, etc.). Find a children doctor (paediatrician) for your children. A list of doctors will be provided by your health insurance company on request. If possible, obtain an extract from your medical records from your country of origin and a vaccination card. This information is important for doctors. In case of family reunification – the arrival of relatives or children, have their doctor issue these documents to them. It is not a legal obligation, but doctors will greatly appreciate this information.

Depending on the type of your stay, you have either public or commercial health insurance. Doctors have contracts with various insurance companies. When choosing commercial health insurance, ask for a list of doctors and make sure that the doctor is sufficiently close to your place of residence.

In general, foreign nationals who have a long-term visa or a long-term residency in the Czech Republic and family members of an EU citizen with temporary residency must have commercial insurance. This does not apply if the insurance premium is paid by the employer for them.

If you have an European Health Insurance Card, EHIC, you are only entitled to the necessary urgent care. Specific information on health insurance is available on the website of the Ministry of the Interior.



www.mvcr.cz/mvcren/article/travel-medical-insurance-during-a-stay-longer-than-90-days.aspx
If you don't know how to download QR code application to your smartphone. Visit last page of brochure.

Are you pregnant or planning pregnancy?

Check with your health insurance company to see if your insurance covers the costs of pregnancy and childbirth. Commercial health insurance usually requires additional insurance. Public health insurance covers this care. Start addressing your health insurance ideally when planning a pregnancy or as soon as possible after you find out.

Health care facilities established by the Vysočina Region:



www.kr-vysocina.cz/zakladni-informace/ds-302121/p1=52507
If you don't know how to download QR code application to your smartphone. Visit last page of brochure.

Other health care facilities:



www.kr-vysocina.cz/ostatni-zdravotnicka-zarizeni/ds-302078/p1=52509
If you don't know how to download QR code application to your smartphone. Visit last page of brochure.

You can search for doctors who work outside hospitals via the website below:

nrpzs.uzis.cz/index.php?pg=vyhledavani-poskytovatele--pro-verejnost

If you don't know how to download QR code application to your smartphone. Visit last page of brochure.



Do you have acute health problems?

You can use the emergency medical service (EMS). The emergency rooms work in hospitals established by the Vysočina Region; their list and opening hours are provided at the end of the brochure. EMS is designated for acute, urgent matters! If possible, wait and get attended to by your doctor during his/her normal working hours.

Are you in danger of death?

Contact the emergency medical service by dialling 155. This includes sudden deteriorations in health, injuries, sudden intense pain, and similar issues.

You do not know Czech well enough and are afraid of seeing a doctor?

Download communication cards that can help you talk with your doctor. The cards in different languages are available at:

www.mzcr.cz/komunikacni-karty-v-cizich-jazycich

If you don't know how to download QR code application to your smartphone. Visit last page of brochure.



Contact the Center for the Support of the Integration of Foreigners for the Vysočina Region and ask about free interpretation.

10. Transport



Bus and train transport is provided by different carriers in Vysočina. The fare is paid in cash when you get on. Some carriers accept payment cards. We recommend booking a ticket in advance for long-distance travels. Tickets can be booked at the above link.

When travelling by train, you have to buy your ticket in advance. This can be done via the link above or at a train station in person. If you buy a ticket on the train, it will be more expensive. If you travel by train or bus regularly, you can set up an electronic wallet with some carriers.

Children between 6 and 18, students up to the age of 26 and people over 65 are entitled to discounted fare if they have a valid card. If you belong to one of these groups, notify the driver before buying your ticket.

Information on public transport in individual towns is provided at the end of the brochure.

Riding without a valid ticket

Riding without a valid travel document does not pay off. A person authorized by the carrier (a ticket inspector) may carry out a transport inspection. If you do not have a ticket, you must pay the fare and a surcharge. It is possible to pay on the spot or later according to the instructions given to you by the inspector. Usually, the amount you pay on the spot is less than you would pay later. For example, in Jihlava it is CZK 700 on the spot, CZK 800 if you pay within 15 calendar days and CZK 1,500 if you pay later. Always ask for confirmation of the fare and the penalty payment!

If you do not have a valid travel document, the inspector will ask for your name, surname, date of birth and address. You are required to provide him/her with this information; in case of any problems, the inspector may contact the Police of the Czech Republic or the municipal police.

If you do not pay the debt at all, the carrier can recover it from you. Another option is that they will sell your debt to another company. Another company will pay for you, but will continue attempting to collect the amount owed by you. It can go as far as a court-ordered distraint order. The distrainer may order your employer to deduct funds from your salary or may instruct your bank to withdraw the relevant amount from your account, or may confiscate your property. It is not uncommon for an outstanding debt to give rise to an amount many times higher.

You can use buses, trains, and public transport. Schedules are available here:



idos.idnes.cz/vlakyautobusymhdvse/spojeni

If you don't know how to download QR code application to your smartphone. Visit last page of brochure.

Ten Rules of Residency in the Czech Republic



The Czech Republic is a democratic country. It follows both laws and unwritten rules of conduct. The laws are the highest regulations. The following are the basic rules for residency in the Czech Republic.

- 1.** Watch the validity of your residence permit. Do not forget to request an extension before it expires! If you do not apply for it, you may lose your legal residence in the Czech Republic!
- 2.** Report any changes to your name, surname, personal status, or address within the specified time limits.
- 3.** Carry your proof of residence permit and proof of health insurance with you.
- 4.** Familiarize yourself with all laws and regulations. Ignorance of the rules is no excuse. If you are unsure about cultural and other rules, do not hesitate to contact the Center for the Support of the Integration of Foreigners or other institutions.
- 5.** Do not sign any documents that you do not understand! In most cases, a signature on a document is irreversible and valid.
- 6.** Always label your mailbox with your first and last name and check it regularly.
- 7.** Address letters from authorities and institutions in advance! Official documents often include time limits for providing your position. Missing a deadline can get you into trouble.
- 8.** Children aged 6-15 must go to school. After your children arrive in the Czech Republic, you must register them at school. Communicate regularly with the teacher and be interested in the benefits and behaviour of your children.
- 9.** If your rights are in danger, do not hesitate to contact the relevant institutions. Are you a victim of a crime or transgression? Immediately contact the police at 158 or in person.
- 10.** Do not be afraid to ask for help. There are several organisations in Vysočina that will provide you with a free consultation or arrange for further help. A list of these institutions is included at the end of the brochure.

Overview of important contacts in the Jihlava District



Medical emergency services

Nemocnice Jihlava

Vrchlického 59, Jihlava

Doctor's office hours for adults and children:

Mon – Fri 5 PM–8 PM

Sat, Sun, holidays 9 AM–8 PM

Phone: 567 157 376 (adults), 567 157 816 (children)



Sports grounds



Schools

www.jihlava.cz/vismo/sportoviste.asp

www.jihlava.cz/skoly/os-984

If you don't know how to download QR code application to your smartphone.

Visit last page of brochure.



Public transport

In Jihlava, you can use buses and trolley buses. All information and schedules are available here: www.dpmj.cz.

You buy a ticket before getting on and validate it immediately after getting on. You can also buy a ticket from the driver for a higher price. If you commute regularly, get the Jihlava Card to ride public transportation more cheaply. You can obtain the card in the advance ticket sales office – Masarykovo náměstí 1, Jihlava.



Reporting changes to and obtaining a residence permit card, reporting your place of residence in the Czech Republic, extending and changing residency, reporting changes of your employer and others

The Department for Asylum and Migration Policy

Foreigners' Residence Unit, the Vysočina Region
Tolstého 15, 586 01 Jihlava

www.mvcr.cz

For telephone appointments: 974 260 399, you can also come without an appointment

Office hours:

Mon, Wed 8 AM–5 PM

Tue, Thu 8 AM–12 PM



The loss of travel documents, reporting of crime, etc.

The District Unit of the Police of the Czech Republic in Jihlava

Vrchlického 46, 586 01 Jihlava

The Police of the Czech Republic also have offices in other towns; the nearest police station can be found after you enter your address here:



www.policie.cz/SCRIPT/imapa.aspx?area=jm3&nid=11371&docid=21377523&num=6

If you don't know how to download QR code application to your smartphone. Visit last page of brochure.

Reporting the place of residence, forms for inviting foreign nationals to the Czech Republic and others

The Police of the Czech Republic, the Foreign Police Department
The Residence Administration Unit
Wolkerova 37, 586 01 Jihlava

Free consultation for foreigners, Czech language courses, interpreting

The Center for the Support of the Integration of Foreigners – Vysočina Region
Tolstého 15, 586 01 Jihlava
www.integracnicentra.cz
e-mail: icjihlava@suz.cz

Mon, Wed	12 PM–6 PM
Thu	8 PM–12 PM
Fri	8 PM–12 PM

Notifications of Labour Code and occupational safety violations, etc.

The Regional Labour Inspectorate for the South Bohemian and Vysočina Regions based in České Budějovice
Třída Legionářů 17/4181, 586 01 Jihlava
www.suip.cz
Telephone: 950 179 512, e-mail: jihlava@suip.cz

Comprehensive assistance to foreigners for children, adults and families

F POINT, z. s.
Masarykovo nám. 34, 586 01 Jihlava
www.fpoint.cz
Email: fpoint@fpoint.cz, telephone: 774 612 268

Help with human trafficking and labour exploitation

La Strada Česká republika, o. p. s.
www.strada.cz
Contact only by telephone or e-mail: lastrada@strada.cz, telephone: 222 721 810

Recognition of primary, secondary tertiary technical education

The Regional Authority of the Vysočina Region
The Division of Education, Youth and Sports
Věžní 28, 586 01 Jihlava

Driving licence renewal, vehicle registration

The Municipal Authority of the City of Jihlava
The Transport Department
Tyršova 18, 586 01 Jihlava
Telephone: 565 593 532

For electronic appointments:

www.jihlava.cz/webcall-elektronicke-objednani/d-337334/p1=103801

If you don't know how to download QR code application to your smartphone. Visit last page of brochure.



Overview of important contacts in the Třebíč District



Medical emergency services

Třebíč hospital

Purkyňovo nám. 2, Třebíč

Doctor's office hours for adults and children:

Mon – Fri 5 PM–8 PM

Sat, Sun, holidays 9 AM–8 PM (adults), 8 AM–8 PM (children)

Phone: 568 809 341 (adults), 568 809 462, 568 809 463 (children)



Sport grounds



Schools

www.trebic.cz/sport/ms-30112/p1=30112

www.trebic.cz/vzdelavani/ms-30191/p1=30191

If you don't know how to download QR code application to your smartphone.

Visit last page of brochure.



Public transport

You can use buses around Třebíč. Enter the bus through the front door and exit through the middle or the back door. Pay directly to the driver in cash. You can also get a chip card and be entitled to a cheaper fare. The chip card can be obtained at Karlovo náměstí 29, Třebíč. For more information and bus schedules, go to: www.doprava-trebic.cz



Reporting changes to and obtaining a residence permit card, reporting your place of residence in the Czech Republic, extending and changing residency, reporting changes of your employer and others

The Department for Asylum and Migration Policy

Foreigners' Residence Unit, the Vysočina Region

Tolstého 15, 586 01 Jihlava

www.mvcr.cz

For telephone appointments: 974 260 399, you can also come without an appointment

Office hours:

Mon, Wed 8 AM–5 PM

Tue, Thu 8 AM–12 PM



The loss of travel documents, reporting of crime, etc.

The District Unit of the Police of the Czech Republic in Třebíč


Bráfova 11, 674 01 Třebíč

The Police of the Czech Republic also has offices in other towns; the nearest police station can be found after you enter your address here:




www.policie.cz/SCRIPT/imapa.aspx?area=jm3&nid=11371&docid=21377523&num=6

If you don't know how to download QR code application to your smartphone. Visit last page of brochure.

 **Reporting the place of residence, forms for inviting foreign nationals to the Czech Republic and others**

The Police of the Czech Republic, the Foreign Police Department
The Residence Administration Unit

Wolkerova 37, 586 01 Jihlava

 **Free consultation for foreigners, Czech language courses, interpreting**

The Center for the Support of the Integration of Foreigners – Vysočina Region

Tolstého 15, 586 01 Jihlava

www.integracnicentra.cz

e-mail: icjihlava@suz.cz

Mon, Wed

12 PM–6 PM

Thu

8 AM–2 PM

Fri

8 AM–12 PM

 **Notifications of Labour Code and occupational safety violations, etc.**

The Regional Labour Inspectorate for the South Bohemian and Vysočina Regions based in České Budějovice

Třída Legionářů 17/4181, 586 01 Jihlava

www.suip.cz

Telephone: 950 179 512, e-mail: jihlava@suip.cz

 **Comprehensive assistance to foreigners for children, adults and families**
F POINT, z. s.

Masarykovo nám. 34, 586 01 Jihlava

www.fpoint.cz

Email: fpoint@fpoint.cz, telephone: 774 612 268

 **Help with human trafficking and labour exploitation:**

La Strada Česká republika, o. p. s.

www.strada.cz

Contact only by telephone or e-mail: lastrada@strada.cz, telephone: 222 721 810

 **Recognition of primary, secondary tertiary technical education**

The Regional Authority of the Vysočina Region

The Division of Education, Youth and Sports

Věžní 28, 586 01 Jihlava

 **Driving licence renewal, vehicle registration**

The Municipal Authority of Třebíč

The Activity Department

Masarykovo nám. 116/6, 674 01 Třebíč

Overview of important contacts in the Pelhřimov District



Medical emergency services

Nemocnice Pelhřimov / Pelhřimov Hospital

Slovanského bratrství 710, Pelhřimov

Doctor's office hours for adults and children:

Mon – Fri 5 PM–8 PM

Sat, Sun, holidays 8 AM to 8 PM

Phone: 565 355 397, 565 355 393



Sport grounds



Schools

www.mupe.cz/sportoviste/os-1312

www.seznamskol.eu/typ/?kraj=vysocina&okres=pelhřimov

If you don't know how to download QR code application to your smartphone.

Visit last page of brochure.



Public transport

You can use buses around Pelhřimov. Pay the fare to the driver after getting on. Enter the bus only through the front door and exit through the middle or the back door. If you get a chip card, you will be entitled to a lower fare. You can apply for the card in the information centre of ICOM transport a. s. at Pod Náspem 2437, Pelhřimov (the bus station).



Reporting changes to and obtaining a residence permit card, reporting your place of residence in the Czech Republic, extending and changing residency, reporting changes of your employer and others

The Department for Asylum and Migration Policy

Foreigners' Residence Unit, the Vysočina Region

Tolstého 15, 586 01 Jihlava

www.mvcr.cz

For telephone appointments: 974 260 399, you can also come without an appointment

Office hours:

Mon, Wed 8 PM–5 PM

Tue, Thu 8 PM–12 PM



The loss of travel documents, reporting of crime, etc.

The District Unit of the Police of the Czech Republic in Pelhřimov

Pražská ul. 1738, 393 31 Pelhřimov

The Police of the Czech Republic also has offices in other towns; the nearest police station can be found after you enter your address here:



www.policie.cz/SCRIPT/imapa.aspx?area=jm3&nid=11371&docid=21377523&num=6

If you don't know how to download QR code application to your smartphone. Visit last page of brochure.

Reporting the place of residence, forms for inviting foreign nationals to the Czech Republic and others

The Police of the Czech Republic, the Foreign Police Department
The Residence Administration Unit
Wolkerova 37, 586 01 Jihlava

Free consultation for foreigners, Czech language courses, interpreting

The Center for the Support of the Integration of Foreigners – Vysočina Region

Tolstého 15, 586 01 Jihlava

www.integracnicentra.cz

e-mail: icjihlava@suz.cz

Mon, Wed 12 PM–6 PM

Thu 8 AM–3 PM

Fri 8 AM–12 PM

Notifications of Labour Code and occupational safety violations, etc.

The Regional Labour Inspectorate for the South Bohemian and Vysočina Regions based in České Budějovice

Třída Legionářů 17/4181, 586 01 Jihlava

www.suip.cz

Telephone: 950 179 512, e-mail: jihlava@suip.cz

Comprehensive assistance to foreigners for children, adults and families

F POINT, z. s.

Masarykovo nám. 34, 586 01 Jihlava

www.fpoint.cz

Email: fpoint@fpoint.cz, telephone: 774 612 268

Help with human trafficking and labour exploitation

La Strada Česká republika, o. p. s.

www.strada.cz

Contact only by telephone or e-mail: lastrada@strada.cz, telephone: 222 721 810

Recognition of primary, secondary tertiary technical education

The Regional Authority of the Vysočina Region

The Division of Education, Youth and Sports

Věžní 28, 586 01 Jihlava

Driving licence renewal, vehicle registration

The town of Pelhřimov

Driver Register and Vehicle Register Division

Pražská 2460, 393 01 Pelhřimov

Overview of important contacts in the Žďár nad Sázavou District



Medical Emergency Service, Žďár nad Sázavou Health Centre

Studentská 4, Žďár nad Sázavou

Doctor's office hours for adults:

Sat, Sun, holidays 8 AM–9 PM

Phone 566 690 211

Medical Emergency Service, Nové Město na Moravě Hospital

Žďárská 610, Nové Město na Moravě

Doctor's office hours for adults:

Mon – Fri 3 PM–7 AM

Sat, Sun, holidays 9 AM–5 PM

Phone: 566 801 850

Doctor's office hours for children:

Mon – Fri 3 PM–7 AM

Sat, Sun, holidays 8 AM to 8 PM

Phone 566 801 670

Sports grounds

Schools

www.zdarns.cz/kultura-a-sport/zdar-sportovni
www.seznamskol.eu/typ/?kraj=vysocina&okres=zdar-nad-sazavou
 If you don't know how to download QR code application to your smartphone.
 Visit last page of brochure.



Public transport

You can use buses around Žďár nad Sázavou Enter the bus only through the front door and pay to the driver in cash. If you commute regularly, get a chip card and you will be entitled to a cheaper fare. You can apply for the card at Nádražní 15, Žďár nad Sázavou. For more information and bus schedules, go to: www.mhdzdar.cz

Reporting changes to and obtaining a residence permit card, reporting your place of residence in the Czech Republic, extending and changing residency, reporting changes of your employer and other

The Department for Asylum and Migration Policy

Foreigners' Residence Unit, the Vysočina Region

Tolstého 15, 586 01 Jihlava

www.mvcr.cz

For telephone appointments: 974 260 399, you can also come without an appointment

Office hours:

Mon, Wed 8 AM–5 PM

Tue, Thu 8 AM–12 PM

The loss of travel documents, reporting of crime, etc.

The District Unit of the Police of the Czech Republic in Žďár nad Sázavou

Brněnská 23, 591 01 Žďár nad Sázavou

The Police of the Czech Republic also have offices in other towns; the nearest police station can be found after you enter your address here:



www.policie.cz/SCRIPT/imapa.aspx?area=jm3&nid=11371&docid=21377523&num=6

If you don't know how to download QR code application to your smartphone. Visit last page of brochure.

Reporting the place of residence, forms for inviting foreign nationals to the Czech Republic and others

The Police of the Czech Republic, the Foreign Police Department

The Residence Administration Unit

Wolkerova 37, 586 01 Jihlava

Free consultation for foreigners, Czech language courses, interpreting

The Center for the Support of the Integration of Foreigners – Vysočina Region

Tolstého 15, 586 01 Jihlava

www.integracnicentra.cz

e-mail: icjihlava@suz.cz

Mon, Wed 12 PM–6 PM

Thu 8 AM–3 PM

Fri 8 AM–12 PM

Notifications of Labour Code and occupational safety violations, etc.

The Regional Labour Inspectorate for the South Bohemian and Vysočina Regions based in České Budějovice

Třída Legionářů 17/4181, 586 01 Jihlava

www.suip.cz

Telephone: 950 179 512, e-mail: jihlava@suip.cz

Comprehensive assistance to foreigners for children, adults and families

F POINT, z. s.

Masarykovo nám. 34, 586 01 Jihlava

www.fpoint.cz

Email: fpoint@fpoint.cz, telephone: 774 612 268

Help with human trafficking and labour exploitation

La Strada Česká republika, o. p. s.

www.strada.cz

Contact only by telephone or e-mail: lastrada@strada.cz, telephone: 222 721 810

Recognition of primary, secondary tertiary technical education:

The Regional Authority of the Vysočina Region

The Division of Education, Youth and Sports

Věžní 28, 586 01 Jihlava

Driving licence renewal, vehicle registration

The town of Žďár nad Sázavou

The Transport Department

Žižkova 227/1, 591 01 Žďár nad Sázavou

Overview of important contacts in the Havlíčkův Brod District



Medical Emergency Service, Havlíčkův Brod Hospital

Husova 2624, Havlíčkův Brod

Doctor's office hours for adults and children:

Mon – Fri 5 PM–8 PM

Sat, Sun, holidays 8 AM–9 PM (children), 8 AM–8 PM (adults)

Phone: 569 472 360 (adults), 569 472 189 (children)



Sports grounds



Schools

mic.muhb.cz/sportovni-zarizeni/ds-27527/p1=58910

www.seznamskol.eu/typ/zakladni-skola/?kraj=vysocina&okres=havlickuv-brod

If you don't know how to download QR code application to your smartphone.

Visit last page of brochure.



Public transport

You can use buses around Havlíčkův Brod. Enter the bus only through the front door and pay to the driver in cash. If you commute regularly, get a chip card and you will be entitled to a cheaper fare. You can apply for the card at Na Valech 3523, Havlíčkův Brod. For more information and bus schedules, go to: www.tshb.cz/mestska-doprava



Reporting changes to and obtaining a residence permit card, reporting your place of residence in the Czech Republic, extending and changing residency, reporting changes of your employer and others

The Department for Asylum and Migration Policy
Foreigners' Residence Unit, the Vysočina Region

Tolstého 15, 586 01 Jihlava

www.mvcr.cz

For telephone appointments: 974 260 399, you can also come without an appointment

Office hours:

Mon, Wed 8 AM–5 PM

Tue, Thu 8 AM–12 PM



The loss of travel documents, reporting of crime, etc.

The District Unit of the Police of the Czech Republic in Havlíčkův Brod


Husova 2894, 580 02 Havlíčkův Brod

The Police of the Czech Republic also has offices in other towns; the nearest police station can be found after you enter your address here:



www.policie.cz/SCRIPT/imapa.aspx?area=jm3&nid=11371&docid=21377523&num=6

If you don't know how to download QR code application to your smartphone. Visit last page of brochure.

 **Reporting the place of residence, forms for inviting foreign nationals to the Czech Republic and others**

The Police of the Czech Republic, the Foreign Police Department
The Residence Administration Unit
Wolkerova 37, 586 01 Jihlava

 **The Police of the Czech Republic, the Foreign Police Department**

The Residence Administration Unit
Štáflova 2003, 580 1 Havlíčkův Brod

 **Free consultation for foreigners, Czech language courses, interpreting**

The Center for the Support of the Integration of Foreigners – Vysočina Region
Tolstého 15, 586 01 Jihlava

www.integracnicentra.cz

e-mail: icjihlava@suz.cz

Mon, Wed 12 PM–6 PM

Thu 8 AM–3 PM

Fri 8 AM–12 PM

 **Notifications of Labour Code and occupational safety violations, etc.**

The Regional Labour Inspectorate for the South Bohemian and Vysočina Regions based in České Budějovice

Třída Legionářů 17/4181, 586 01 Jihlava

www.suip.cz

Telephone: 950 179 512, e-mail: jihlava@suip.cz

 **Comprehensive assistance to foreigners for children, adults and families**

F POINT, z. s.

Masarykovo nám. 34, 586 01 Jihlava

www.fpoint.cz

Email: fpoint@fpoint.cz, telephone: 774 612 268

 **Help with human trafficking and labour exploitation**

La Strada Česká republika, o. p. s.

www.strada.cz

Contact only by telephone or e-mail: lastrada@strada.cz, telephone: 222 721 810

 **Recognition of primary, secondary tertiary technical education**

The Regional Authority of the Vysočina Region

The Division of Education, Youth and Sports

Věžní 28, 586 01 Jihlava

 **Driving licence renewal, vehicle registration**

The town of Havlíčkův Brod

The Transport Department

Pražská 2954, 580 01 Havlíčkův Brod

Vysočina Region
Žižkova 57, 587 33 Jihlava
Czech Republic
Phone: +420 564 602 111
E-mail: posta@kr-vysocina.cz
www.kr-vysocina.cz
www.facebook.com/krajvysocina
Not for sale

Published by: the Vysočina Region
Texts: Bc. Lucie Škrdlová, Mgr. Andrea Pohanová and team of authors
Photographs: Jan Stojan, 123RF, Unsplash.com
Graphic design: Artico reklama
Published in: 2020
Circulation: 1000 pcs
Print: Jiprint tiskárna s.r.o.
© Kraj Vysočina, 2020
INSB 978-80-87521-45-8

This brochure was supported by the Ministry of the Interior of the Czech Republic under the crime prevention programme.



**PREVENTION
PAYS!**

MINISTRY OF THE INTERIOR
OF THE CZECH REPUBLIC


Vysocina Region



Run the camera application on your Apple device. You will find it on the home screen, control panel, or lock screen.

Place the camera to QR code. Make sure that QR code is fully visible on your device screen. Pop-up notification will appear when the QR code is successfully read. Touching the notification will open the link in a web browser.



If the camera reading doesn't work on your device, you can use the free Google application, which is available on most Android devices.

This app can be also downloaded on Google Play store.